



MISSISSIPPI STATE DEPARTMENT OF HEALTH



NAHDO

11/6/2019

Excited About...

- Office of Health Data and Research
- EPIC
- Power BI
- Surveillance Capabilities

Power BI



HIV Prevalence Rate*, 2015.**

Tri-State Health Indicators: Arkansas, Louisiana, and Mississippi



State Average Prevalence

Arkansas Louisiana Mississippi

215 505 374

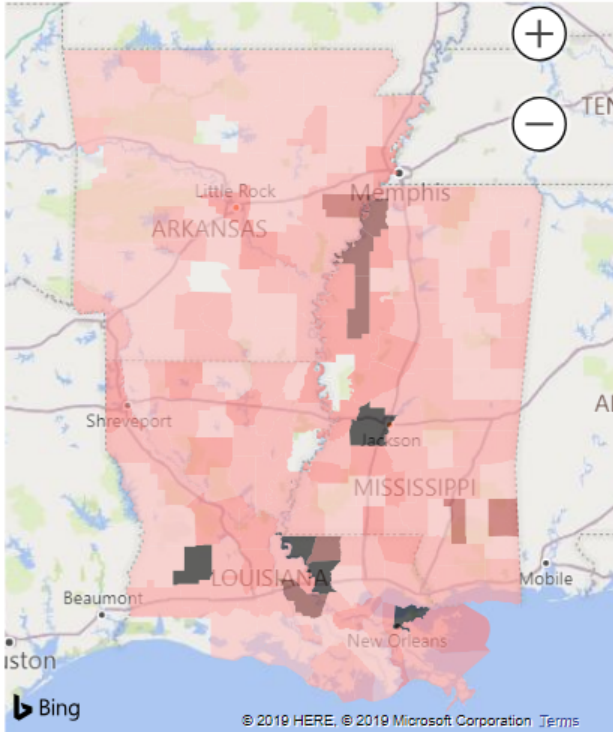
Prevalence Range

48 1427

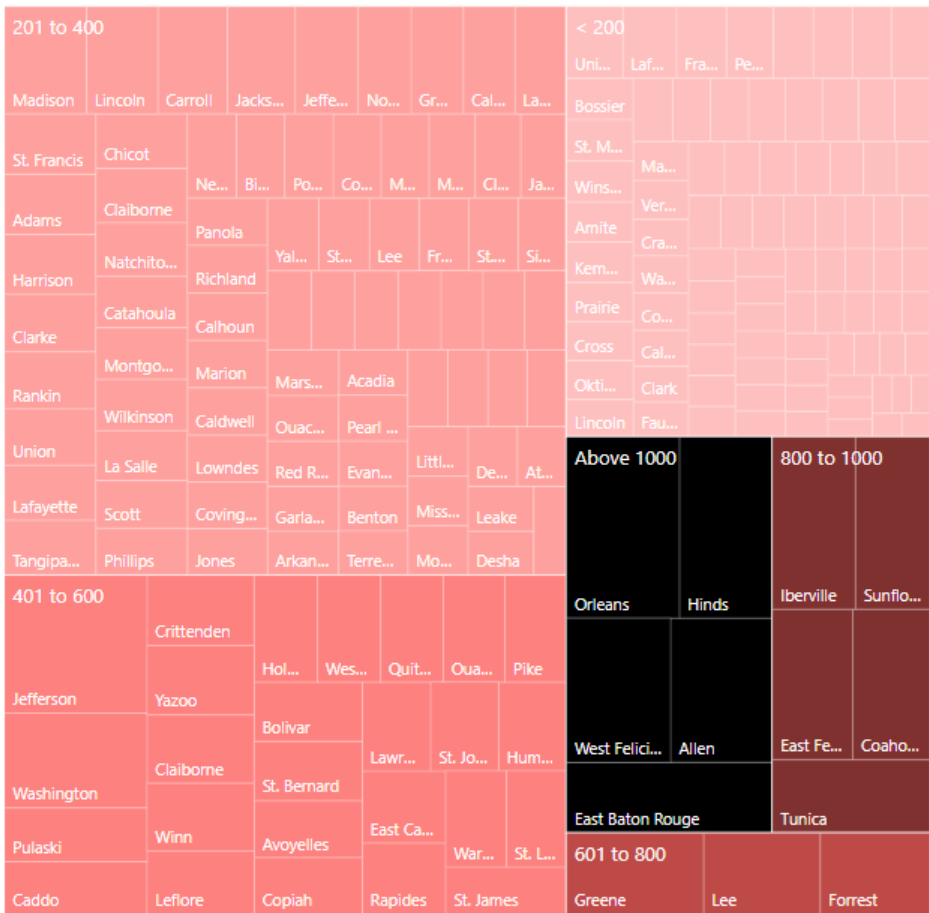
State

- Select all
- Arkansas
- Louisiana
- Mississippi

● < 200 ● 201 to 400 ● 401 to 600 ● 601 to 800 ● 800 to 1000



County, State	Prevalence
Acadia, LA	219
Adams, MS	384
Alcorn, MS	126
Allen, LA	1028
Amite, MS	188
Arkansas, AR	222
Ascension, LA	240
Ashley, AR	92
Assumption, LA	161
Attala, MS	206
Avoyelles, LA	432
Baxter, AR	78
Beauregard, LA	133
Benton, AR	125



* Number of people aged 13 years and older living with a diagnosis of human immunodeficiency virus (HIV) infection per 100,000 population.

** Data Source: National Center for HIV/AIDS, Viral Hepatitis, STD, and TB Prevention, 2015 data from *The 2019 County Health Rankings* site.

Power BI



Adult Obesity Rate*, 2011-2017.**

Tri-State Health Indicators: Arkansas, Louisiana, and Mississippi



State Average

Arkansas Louisiana Mississippi

35% 35% 37%

Rate Range

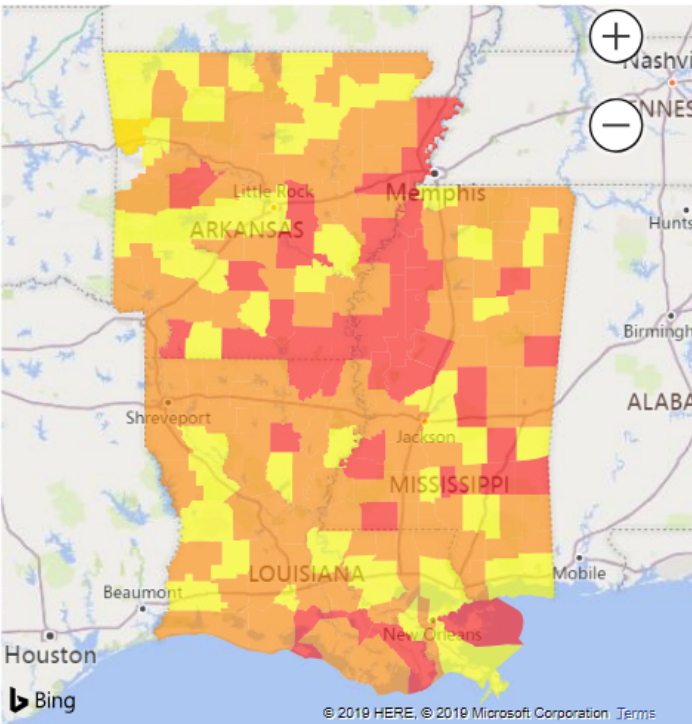


State

- Select all
- Arkansas
- Louisiana
- Mississippi

● 30% - <35% ● 35% - <40% ● 40% - <45%

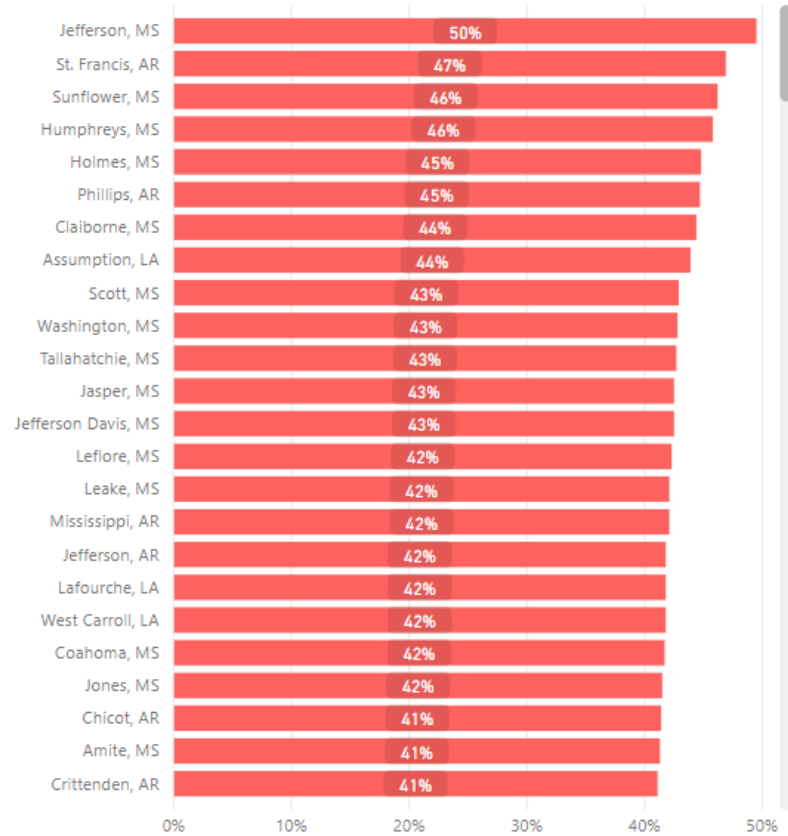
● 30% - <35% ● 35% - <40% ● 40% - <45%



County, State

Rate (%)

County, State	Rate (%)
Acadia, LA	37%
Adams, MS	38%
Alcorn, MS	36%
Allen, LA	34%
Amite, MS	41%
Arkansas, AR	33%
Ascension, LA	33%
Ashley, AR	40%
Assumption, LA	44%
Attala, MS	40%
Avoyelles, LA	37%
Baxter, AR	35%
Beauregard, LA	36%
Benton, AR	32%



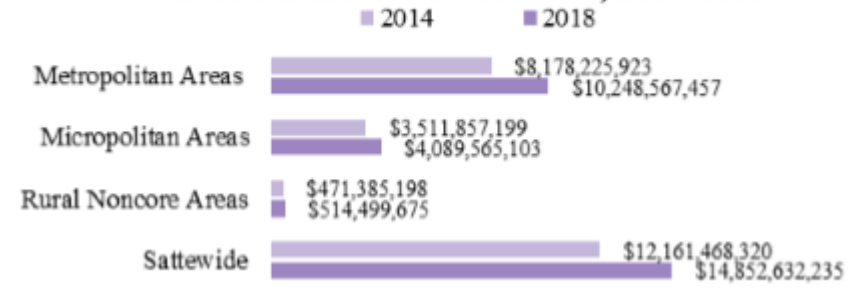
*Number of all infant deaths (within 1 year), per 1,000 live births.

** Data Source: CDC WONDER mortality data, 2011-2017 from The 2019 County Health Rankings.

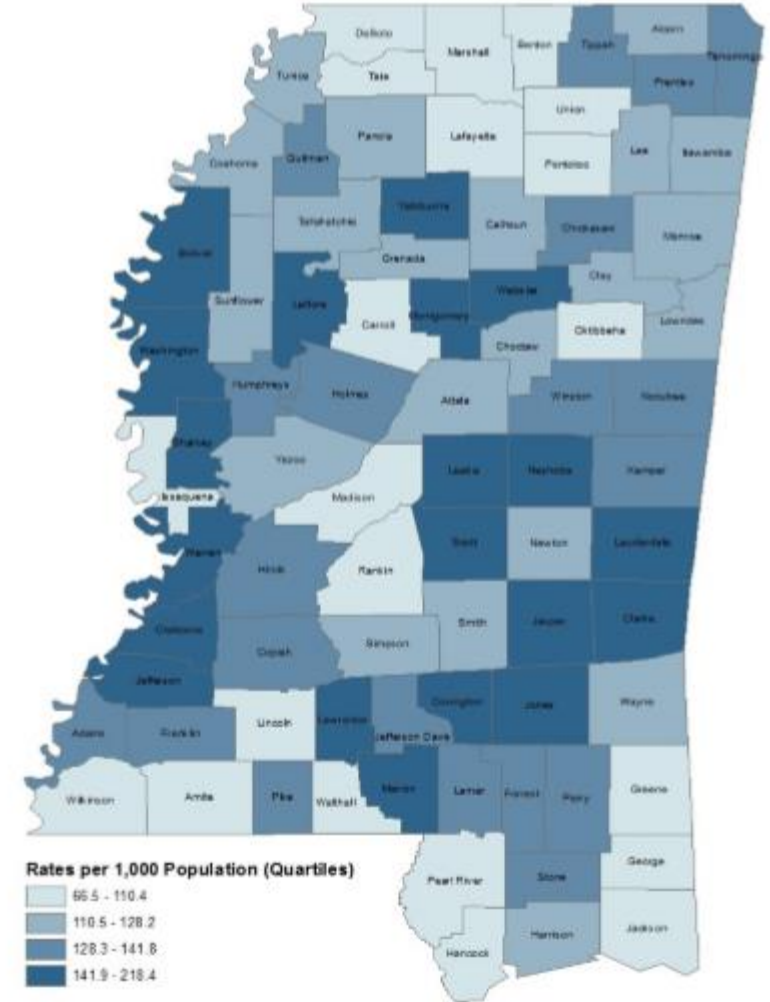
Challenges...

- Data gaps
- Translating data into outcomes

Figure 7. Total Hospital Charges per Hospital Location and Statewide in MS, 2014-2018



Map 2. MS Hospitalization Rates by Home County of Patient, 2018



Source: Mississippi State Department of Health

Wish list...

- HIE
- All Payers Claim Database